


1X Treasure Room 1



1X Treasure Room 2




1X Treasure Room 3




1X Treasure Room 5



1X Treasure Room 6



1X Treasure Room 7



1X Treasure Room 8



Printing This Document

Pages one to eight need to be printed once each to give 8 floor tiles (8 Treasure Rooms)

Page nine is a guide to printing and does not need to be printed.

Tips for Printing.

This Document has been created using A4 but can be aligned easily for Letter.

The option to use in your printer preferences is:
"Rotate and centre page"

This should allow you to print the document at 100% without needing to reduce the size of the image. (The images are designed for both page sizes).
An error may appear stating items are outside the printable area, but you should be able to ignore it.

In the event there is some clipping of the images, (due to physical limitations of the print device) then the following printer preferences may be used:

"Fit to Printer Margins"
"Reduce to Printer Margins"

These preferences will reduce the size of the images, But so long as they are used for all documents, should not effect the end result.

